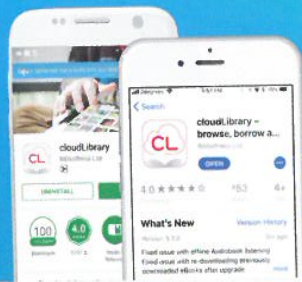


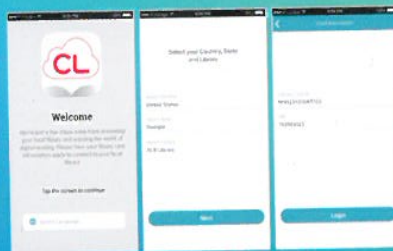
1 Download the app

Via the Apple App Store or Google Play



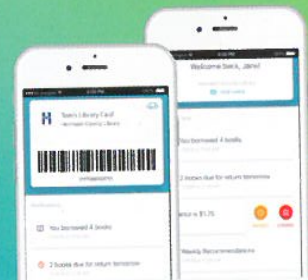
2 Log into your library

Select your state and library. Enter ID/PIN.



3 Access your account

Manage borrowed items, reading history, holds and more!



1 Scan items

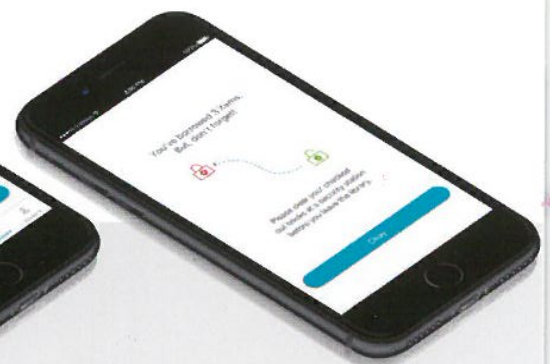
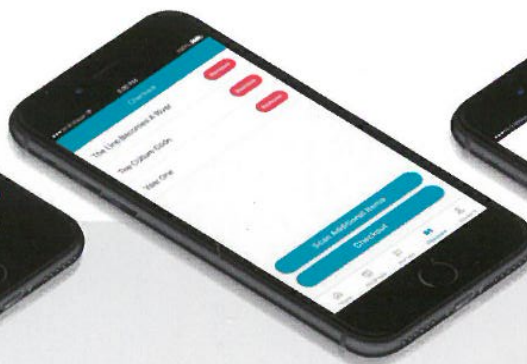
Select an item from the library shelf and scan the barcode using cloudLibrary. Repeat for all items you wish to borrow.

2 Checkout in app

Finish the checkout process within the app, making sure all items have been scanned and checked out.

3 Skip the selfCheck

Pass the Fastlane checkout station to de-activate items before leaving the library and enjoying your next read!



www.yourcloudLibrary.com

